

ISPPME Virtual Examination Center

Quick Orientation Booklet



talent

How to be ready for ISPPME online exams?

- A. The exams can be taken from a desktop, or a laptop. Laptops with inbuilt webcam and mic are preferred.
- B. Attempt this exam only from Google Chrome browser. If taking from Apple (iOS) use Safari browser.
- C. Make sure you are alone in an empty room with proper lighting.
- D. Make sure there is no background noise from people talking, TV or music etc.
- E. Just like a normal exam, make sure you have eaten well and would not need to use the washrooms during the exam.
- F. Stay calm and focus on the exam. You will love the experience.

Getting Ready



talent

Anti-Cheating Mechanism



What is NOT allowed during the exam?

- A. This exam is smartly protected by anti-cheating mechanism Lock and Track, which tracks any violations you make.
- B. Minimizing the browser or exiting fullscreen mode is a violation.
- C. Any attempt to copy paste is a violation.
- D. Any attempt to google out answers or deviate from the current browser tab is a violation.
- E. Use of keys like Ctrl, Cmd, Esc, Alt is a violation.
- F. This exam also records candidate's video and clicks random images, to eliminate impersonation or malpractice.

What is NOT allowed during the exam? (contd.)

- G. The AI detects additional faces, sounds, eye movement etc. and raises violation messages.
- H. Having multiple faces in the camera is a violation.
- I. Somebody whispering answers or unwanted audio is a violation.
- J. Staying away from the camera or your face not visible in camera is a violation.
- K. All these violations are recorded and will show on your exam report.
- L. After reaching the maximum number of violations allowed, you will be automatically logged out and barred from the exam.

Be Honest



Use of unfair means shall attract penalty or disqualification. So BE HONEST!



7

Things You **MUST Know**

before you take the
exam on Virtual
Examination Center




talent

1

On
Laptop/Desktop
make sure you use
Google Chrome
browser **ONLY**

whether it is Windows, Linux, Mac or
ChromeBook.

<https://talentforeducation.com/>
<https://isppme.com>

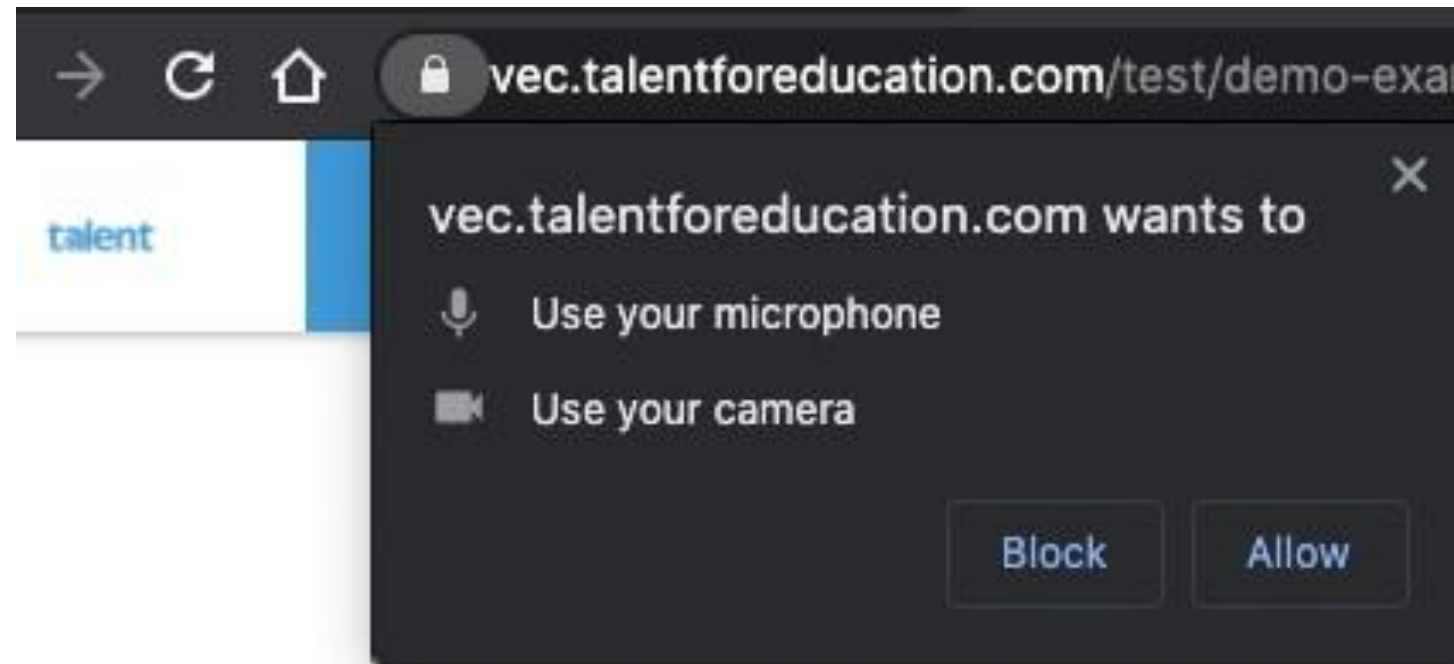


talent

2

Your
Laptop/Desktop
should have a working
webcam and mic.

Ensure that they are working. Allow access to
microphone and camera when prompted.





Daily Data Left



Validity



Unlimited Calls

Recharge Now

3

Ensure you have at least **200 MB** of data available before you start the exam



4

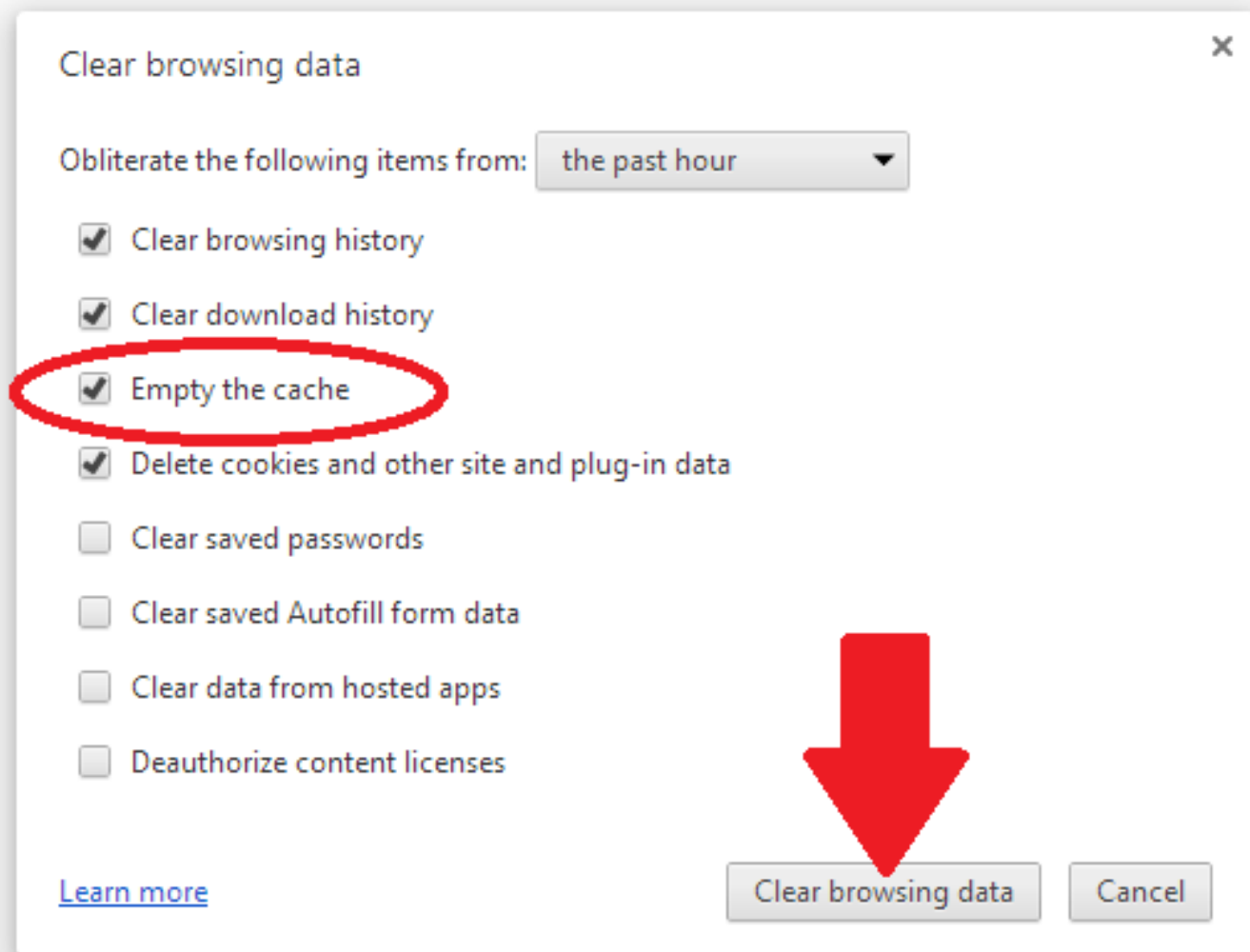
You should have at least **2 mbps** internet speed to take the exam

4G usually gives around 14 mbps speed and Wi-Fi ranges from 2 mbps to 200 mbps depending on your plan.

5

Make sure you are in a **Well Lit, Empty Room** and **Quiet place**



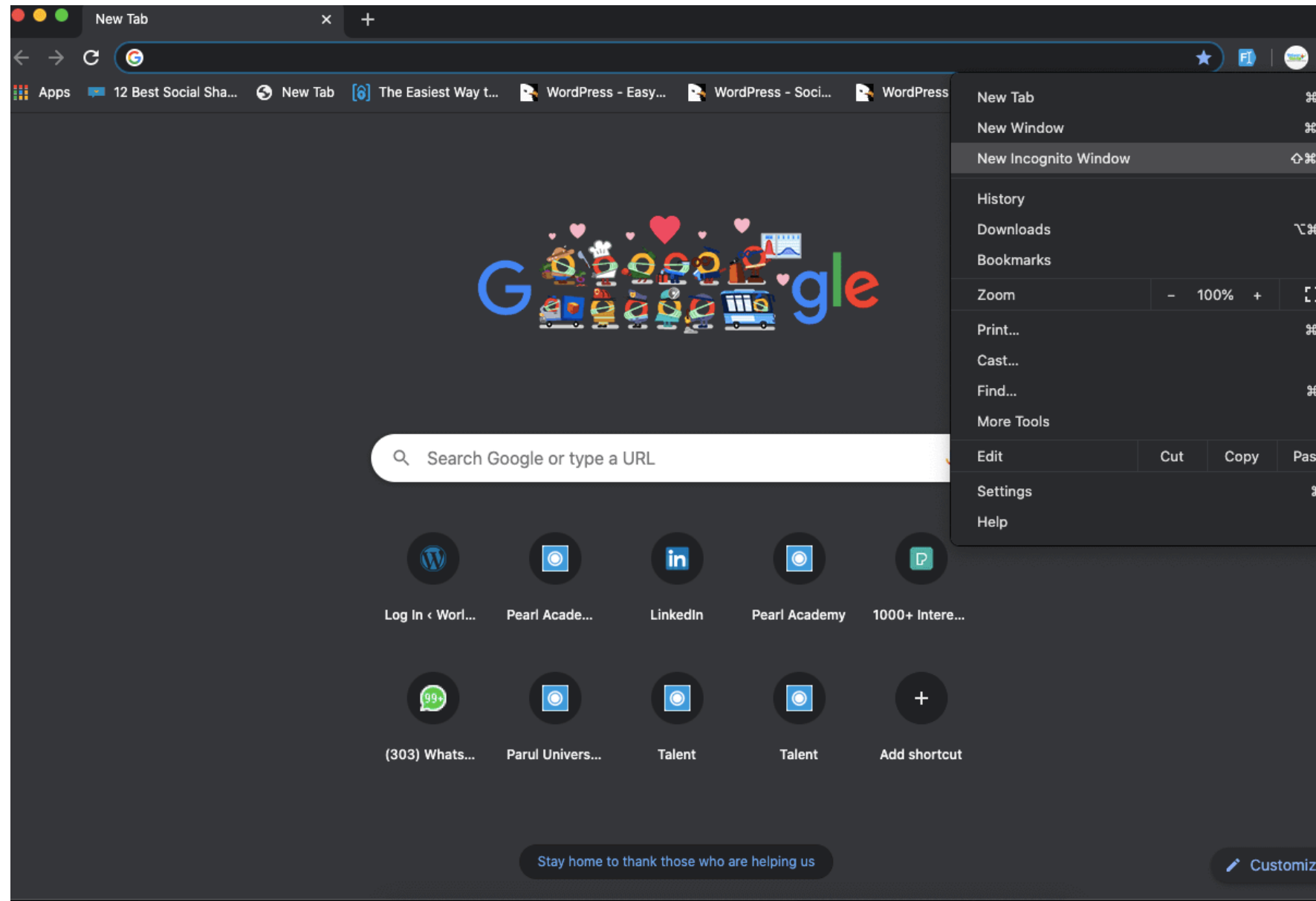


6

Delete your browser history and cache before you start the exam

7

Else you can
give the exam
in
**Incognito
mode**



<https://talentforeducation.com/>
<https://isppme.com>



talent



9

Things to Check

before you take the exam on
Virtual Examination Center



talent



**Make sure your laptop
has been fully charged/
you have power backup**



Restart your computer/
laptop before you take
the exam



Ensure your **Mic and Camera** are working properly



**If you are on Laptop,
you should be giving
this exam on Google
Chrome browser**



If you are on **MacBook,
you should be giving
this exam on **Safari**
browser**



You shall **give permission
to use Webcam and Mic
when prompted**



If your exam does not work, you should try it again in **incognito mode**



**If the exam is not able
to access your camera
and mic it will keep
showing you preparing**

Questions?

<https://talentforeducation.com/>
<https://isppme.com>





**If the exam doesn't work
for you, you should try it
on a
different laptop**



All the Best



talent

<https://talentforeducation.com/>

<https://isppme.com/>

